

How To Complete An Application

LendingOne



OUTLINE

1 | General Information

2 | Property Information

3 | Personal Information

4 | Investment Experience

5 | Project Overview

6 | Personal Financials

7 | Company Information

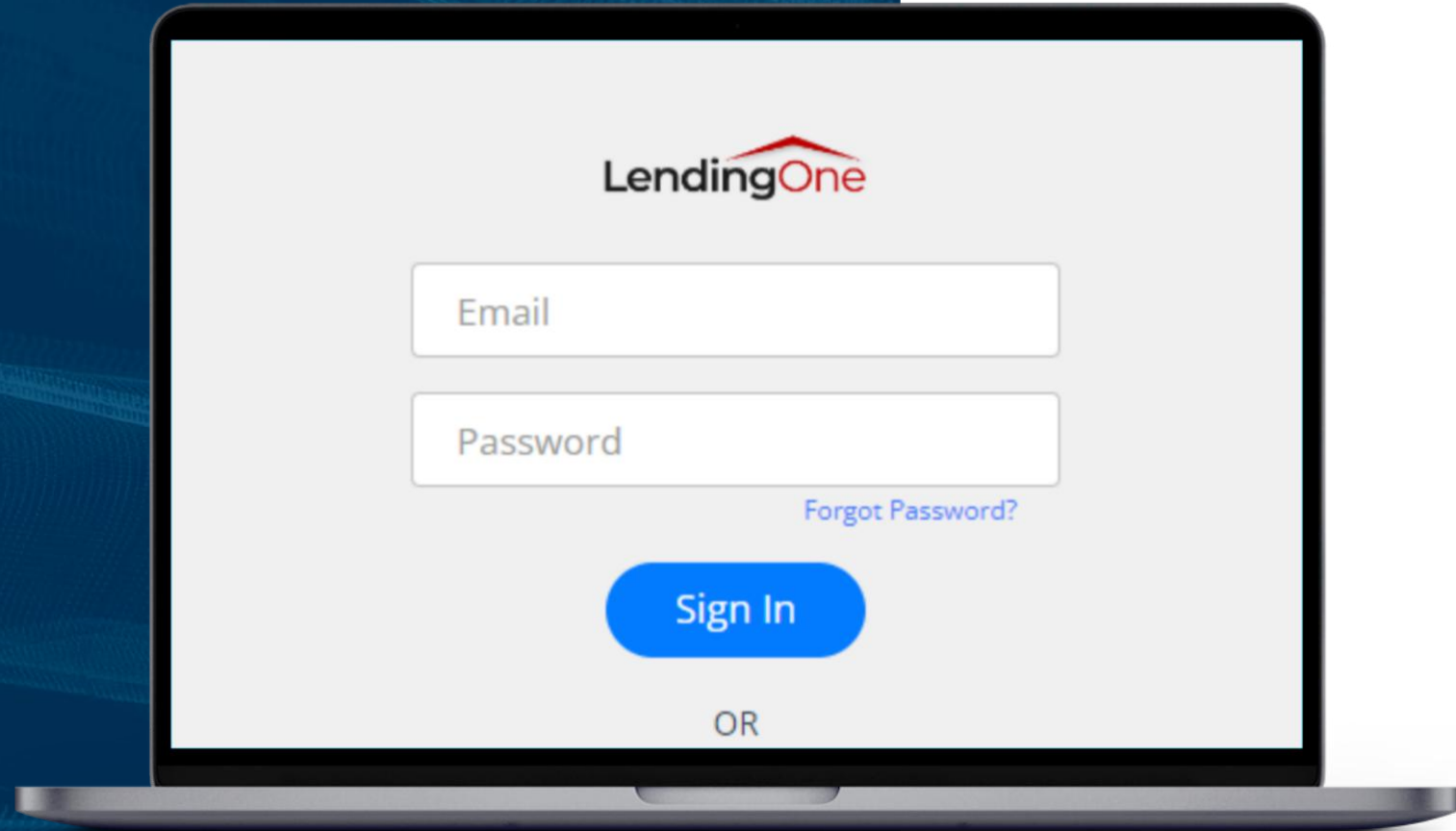
8 | Disclosures and Signature

9 | Required Documents

LendingOne's Broker Portal

To complete a new client
application, visit
LendingOne's Broker
Portal:

<https://partners.lendingone.com>

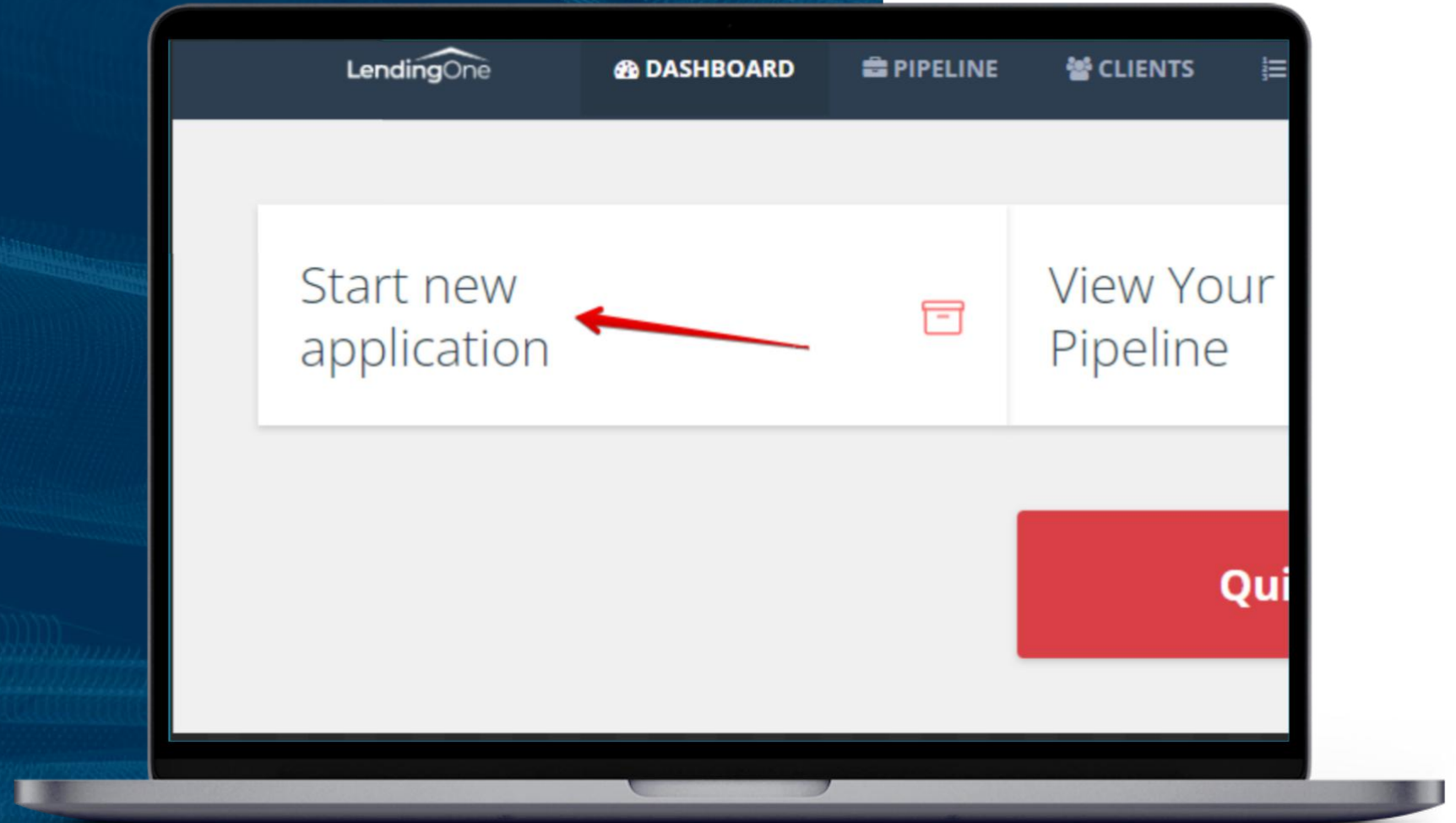


Application

First, click on Start new application

Second, click on Start for New Client in the pop-up box that appears

Third, click on either Bridge or Rental loan in the next pop-up box



General Information

Apply For Rental

Client contact information is for registration purposes only.
Any time the word "You" is used it means your client's information.

1 2 3

General Info

Please specify borrower's email address and information. Borrower will not receive this information. This registers the borrower to you.

* Borrower's First Name

* Borrower's Last Name

* Borrower's Email

* Borrower's Phone Number

* Your State

* Number of Rental Properties you Currently Own

* Your Credit Score

Number of Fix/Flip Properties Sold in the Last 24 Months (optional)

Enter all of the information on the General Information tab regarding the borrower's personal information and transaction purpose then click **Next** to continue

Property Information

After saving the borrower's personal information, enter the property specific information and click *Next* to continue

Property

*Address

We can't get your exact location. Please check following fields and fill required:

*Street Number	*Street Name	Unit/Apt # <i>(optional)</i>
<input type="text"/>	<input type="text"/>	<input type="text"/>
*City	*State Code	*ZIP
<input type="text"/>	<input type="text" value="v"/>	<input type="text"/>
County <i>(optional)</i>	*Country Code (US)	*Country Name
<input type="text"/>	<input type="text"/>	<input type="text"/>

Personal Informaiton

1) Investment Properties Owned

2) Credit Score

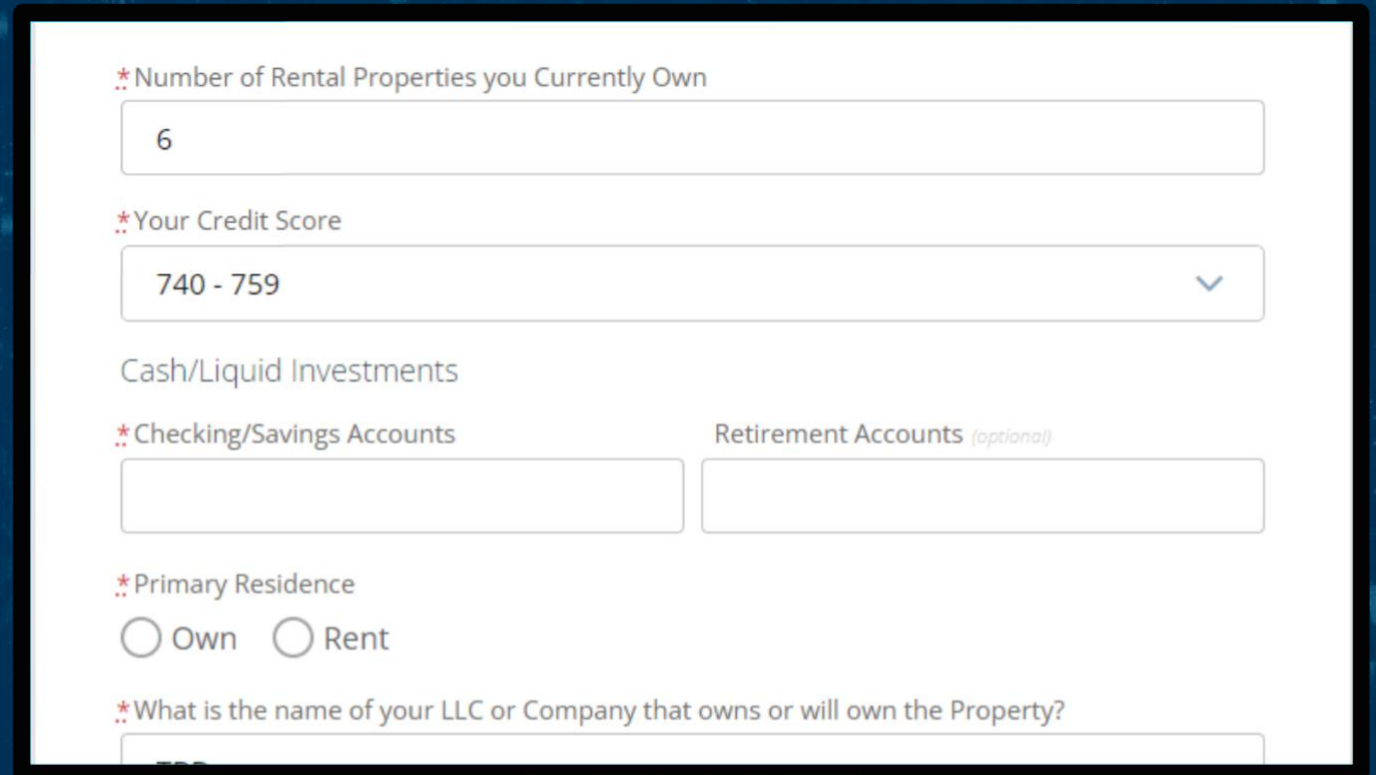
3) Liquid Assets

4) Primary Residence

5) Entity Name

6) Bankruptcy/Citizenship

Once all of these fields are completed, click 'Next'.



* Number of Rental Properties you Currently Own
6

* Your Credit Score
740 - 759


Cash/Liquid Investments

* Checking/Savings Accounts Retirement Accounts (optional)

* Primary Residence
 Own Rent

* What is the name of your LLC or Company that owns or will own the Property?

Quote

 Congratulations!
You have qualified for a **\$100,000.00** loan.

[Complete your Application](#)

Loan Type: Rental
Property Address: 123 Main Street, Bensenville, IL 60106, US

You may change your rate by adjusting the LTV
Input LTV in range 37.5% to 50.0%

50.0% [Update LTV](#)

Rate Quote prior to Completed Application

	5/1 ARM RentalOne	10/1 ARM RentalOne	30 Year Fixed RentalOne
Loan Amount	\$100,000.00	\$100,000.00	\$100,000.00
Interest Rate	6.84%	6.99%	6.99%
Term	360	360	360
Origination Fee	1.00%	1.00%	1.00%
Lender Fee +	0.00% +	0.00% +	0.00% +
Broker Fee	1.00%	1.00%	1.00%
YSP Payment	\$0.00	\$0.00	\$0.00
	Select	Select	Selected

Once all of the information is submitted, the *Quote* is generated.

Click on '*Complete your Application*' to finish the process

Investment Experience

Complete the following related to the borrower's experience:

- 1) Recent purchases
- 2) Investment properties owned
- 3) Active location market

Once entered, click 'Next'

Please confirm email [Send email](#)

Home [View/Edit App](#) Documents Real Estate Experience Deal Contacts

Please continue with your Full Application. All your prior information has been pre-filled.

- Investment Experience
- Project Overview
- Personal Financials
- Company Information
- Signature

Total Number of Prior RE Investments Completed
3 - 5 Transactions

of Real Estate Investment Properties Purchased in the Last 12 Months
1st Transaction

Number of Fix/Flip Properties Sold in the Last 24 Months
3

Number of Rental Properties you Currently Own
4

Available to Invest
\$30,000 - \$49,999

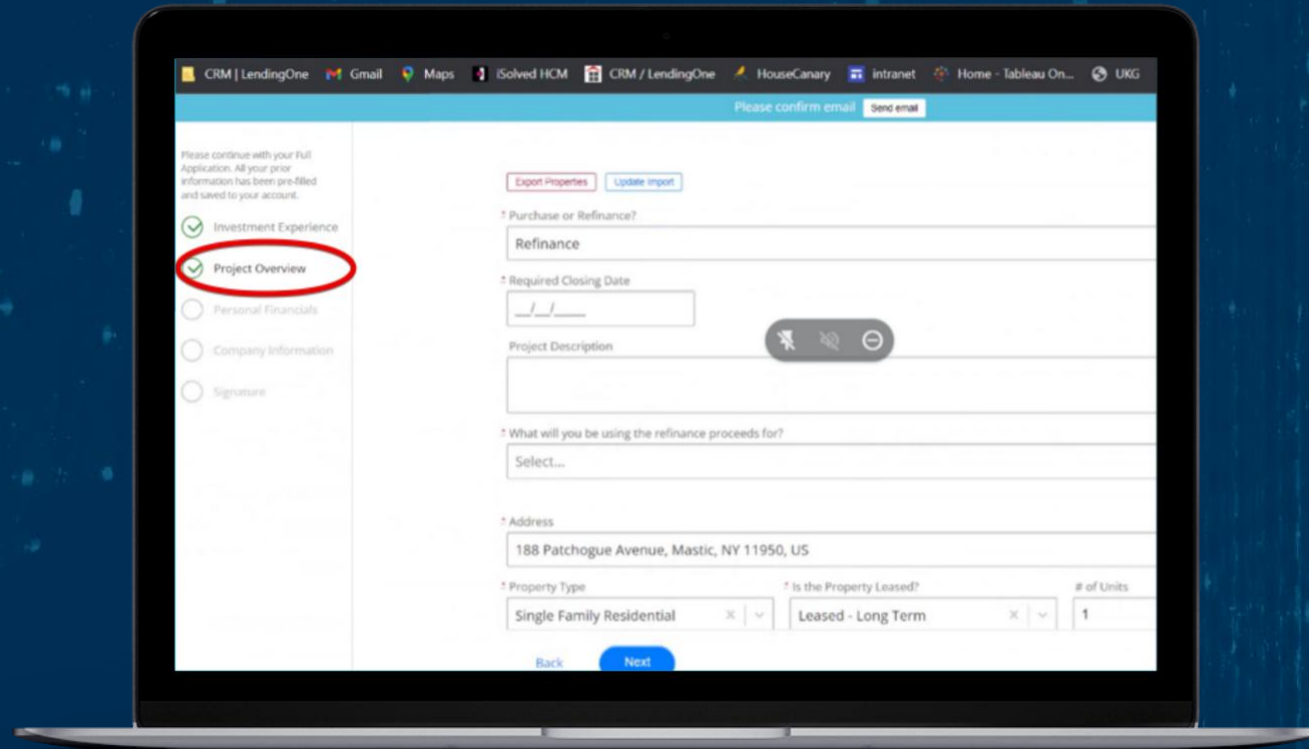
Please describe your investment experience and what markets are you active in?
Beach areas of Long Island

Project Overview

Complete the following:

- 1) Transaction purpose
- 2) Required closing date
- 3) Project description
- 4) Property address
- 5) Property type
- 6) Property tax/insurance premium

Click 'Next' to continue.



The screenshot shows a laptop displaying the LendingOne application. The browser's address bar shows the URL 'CRM | LendingOne'. The page title is 'Please confirm email' with a 'Send email' button. The main content area is a form titled 'Project Overview'. On the left side, there is a navigation menu with the following items: 'Investment Experience' (checked), 'Project Overview' (checked and circled in red), 'Personal Financials', 'Company Information', and 'Signature'. The main form area contains the following fields: 'Purchase or Refinance?' (Refinance), 'Required Closing Date' (date input), 'Project Description' (text input), 'What will you be using the refinance proceeds for?' (Select...), 'Address' (188 Patchogue Avenue, Mastic, NY 11950, US), 'Property Type' (Single Family Residential), 'Is the Property Leased?' (Leased - Long Term), and '# of Units' (1). At the bottom of the form, there are 'Back' and 'Next' buttons.

Personal Financials

Enter the following information:

- 1) Social security number
- 2) Credit score range
- 3) Primary residence address
- 4) Annual income are some of the questions that are answered

Click 'Next' to continue

The screenshot shows a web application interface for a loan application. The browser's address bar shows 'CRM | LendingOne'. The page title is 'Primary Residence'. The form is divided into two main sections: a left sidebar and a main content area. The sidebar contains a list of steps: 'Investment Experience', 'Project Overview', 'Personal Financials', 'Company Information', and 'Signature'. The 'Personal Financials' step is currently selected and highlighted with a red circle. The main content area contains the following fields: 'Country of Residence' (United States of America), 'Address 1', 'Address 2', 'City', 'Your State' (with a dropdown arrow), 'ZIP', 'Own or Rent?' (Own), 'Date of Birth', 'SSN', 'Credit Score', 'Income', and 'Are You Self Employed?'. A red warning message is visible below the SSN field: 'We will not run your credit until you have spoken to a loan officer.' At the top right of the form, there is a 'Please confirm email' message and a 'Send email' button.

Company Information

CRM | LendingOne | Gmail | Maps | iSolved HCM | CRM / LendingOne | HouseCanary | Intranet | Home - Tableau On... | UK

Please confirm email [Send email](#)

Company Information
 Signature

If you do not yet have a LLC or Corporation put "TRD"

Type
Corporation

Address

EIN/TIN #

Owner #1

% Ownership: 100% Title: Select...

Primary Borrower?

Do you have an operating agreement?
 Yes No

[Add another owner](#)

[Back](#) [Next](#)

Complete the following:

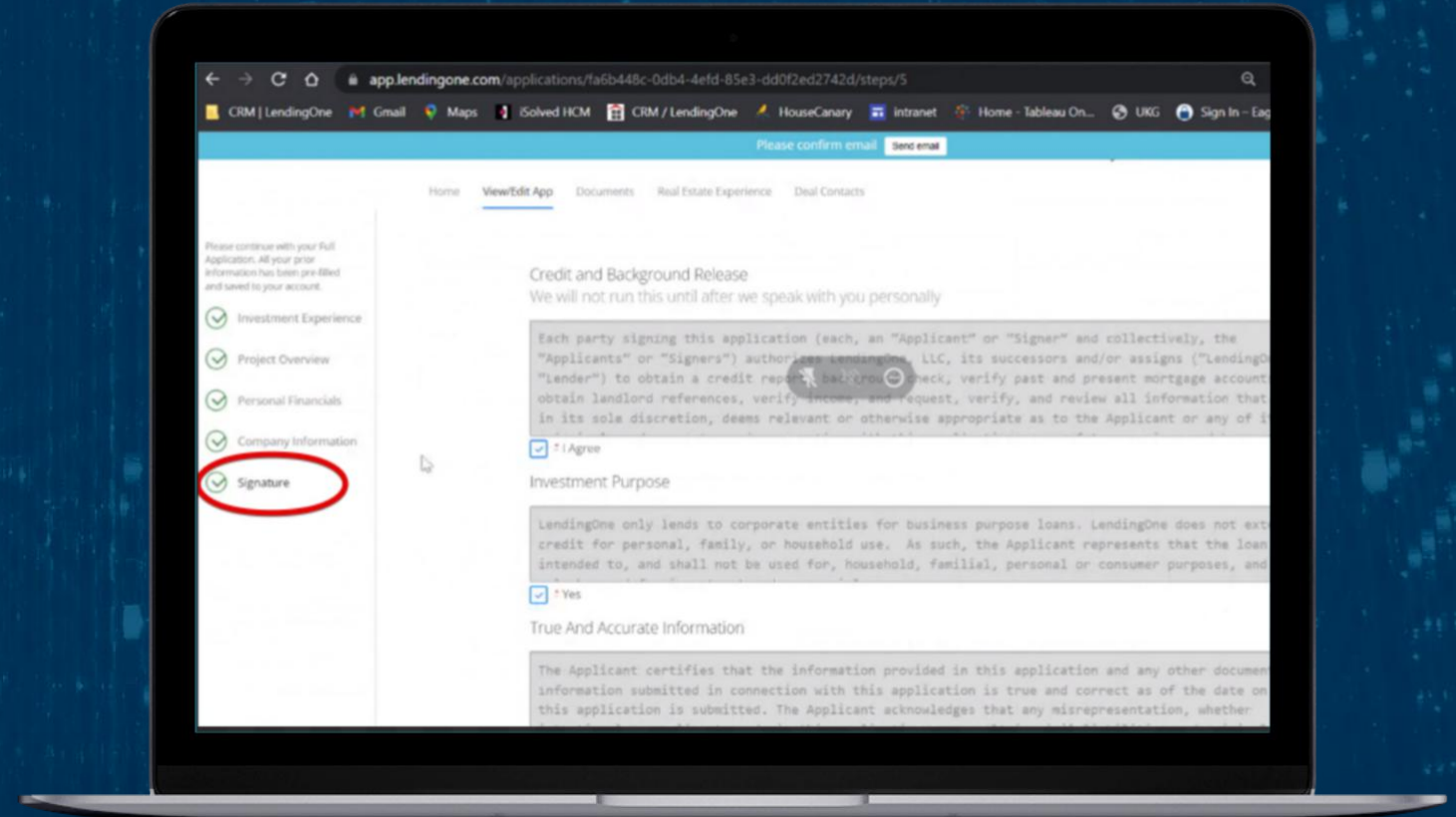
- 1) Entity type
- 2) Company address
- 3) Owner names
- 4) Ownership percentage and title

Click 'Next' to continue.

Signature and Disclosures

The following disclosures are required to be completed:

- 1) Authorization to pull credit and background
- 2) Investment purpose
- 3) True and accurate information
- 4) Anti-Discrimination notice
- 5) Appraisal/valuation



Required Documents To Complete Application

- Valid Driver's License
- REO Schedule
- Authorization to pull background and credit
- Bank statement with sufficient assets to close
- Operating Agreement for LLC
- By-Laws/Share Cert for Corp
- Fully executed sales contract (purchase)
- Fully executed lease agreement (if leased)

Common Documents Needed After Initial Approval

- Hazard Insurance policy
- Voided check (for monthly ACH payments)
- Verification of mortgage/payoff statement (if refinancing with existing debt)